

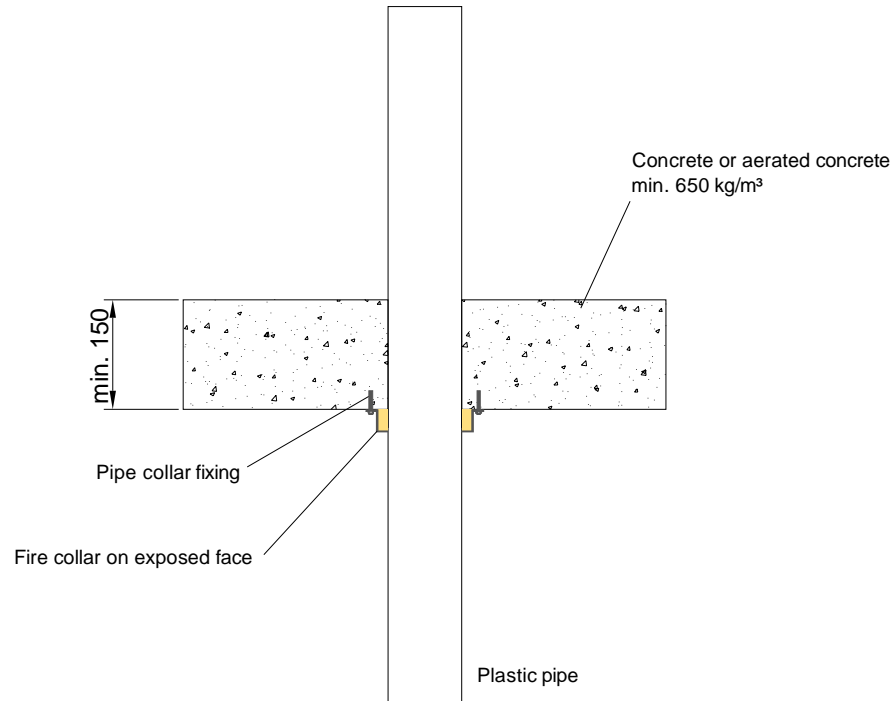
Nullifire Technical Drawings

Nullifire FP170 Pipe Collar Pipe Penetrations Through Floors

Table of Contents

- ▶ PVC-U pipe penetrating through a rigid floor construction with FP170 pipe collar - pipes Ø40 mm - Ø82 mm (FP170-PL1)
- ▶ PVC-U pipe penetrating through a rigid floor construction with FP170 pipe collar - pipes Ø90 mm - Ø110 mm (FP170-PL2)
- ▶ PVC-U pipe penetrating through a rigid floor construction with FP170 pipe collar - pipes Ø125 mm - Ø160 mm (FP170-PL3)
- ▶ Plastic pipes penetrating through a rigid floor construction with FP170 pipe collar (FP170-PL4)
- ▶ BevEx Drinks Python penetrating through a rigid floor construction with FP170 pipe collar (FP170-PL5)
- ▶ Steel pipe penetrating through a rigid floor construction with FP170 pipe collar (FP170-PL6)
- ▶ PB-pipe penetrating through a rigid floor construction with FP170 pipe collar (FP170-PL7)
- ▶ PP-pipe penetrating through a rigid floor construction with FP170 pipe collar (FP170-PL8)
- ▶ Plastic pipe penetrating through a rigid floor construction with FP170 pipe collar (FP170-PL9)
- ▶ Steel pipe penetrating through a rigid floor construction with FP170 pipe collar (FP170-PL10)

**Nullifire
FP170-PL1**



APPROVAL:

ETA 17/0136

Tested pipe types and max. Ø of the pipes
Look at the table in this detail

Nullifire FP170-PL1
Fire class; Look at the table in this detail

Additional information ETA-approval/ Annex A.

Technical installation instructions need to be followed installing the products.

Services: PVC-U pipe

PVC-U pipe according to EN 1329-1, EN 1452-2 and EN 1453-1

U/C = (Uncapped/Capped)

Services	Collar Inlay	Fire class
PIPE Ø40 mm / 3 mm wall	30 x 6 mm	EI 240: U/U, C/U, U/C, C/C
PIPE Ø40 mm / 3.1-3.2 mm wall		EI 120: U/U, C/U, U/C, C/C
PIPE Ø55 mm / 3 mm wall		EI 240: U/U, C/U, U/C, C/C
PIPE Ø55 mm / 3.1-3.2 mm wall		EI 120: U/U, C/U, U/C, C/C
PIPE Ø65 mm / 3 mm wall		EI 240: U/U, C/U, U/C, C/C
PIPE Ø65 mm / 3.1-3.2 mm wall		EI 120: U/U, C/U, U/C, C/C
PIPE Ø75 mm / 3 mm wall		EI 240: U/U, C/U, U/C, C/C
PIPE Ø75 mm / 3.1-3.2 mm wall		EI 120: U/U, C/U, U/C, C/C
PIPE Ø82 mm / 3 mm wall		EI 240: U/U, C/U, U/C, C/C
PIPE Ø82 mm / 3.1-3.2 mm wall		EI 120: U/U, C/U, U/C, C/C

THE CONTENTS OF THE DRAWING

PVC-U pipe penetrating through a rigid floor construction with FP170 pipe collar

DESIGNER

REV

Nullifire has provided this specification on the basis of the data and information given to Nullifire by the customer, the Nullifire product information and level of technical knowledge this specification relates to is expected to provide the level of fire performance, should the proposed detail be subjected to the standardised fire resistance performance against which the judgment has been made.

The accuracy of this specification relies on the following:
1. Only Nullifire products as defined in the specification are used.
2. The specific products are installed by a competent person, utilising Nullifire installation manual and data sheets noting limitations.
3. The proposed specification has been checked by the user.
4. For Details on CE Marked Products Refer to the CE Technical Data Sheets.

SEAL OF APPROVAL MUST BE VERIFIED IF THIS DOCUMENT HAS BEEN MODIFIED

DATE

11.10.2018

SCALE

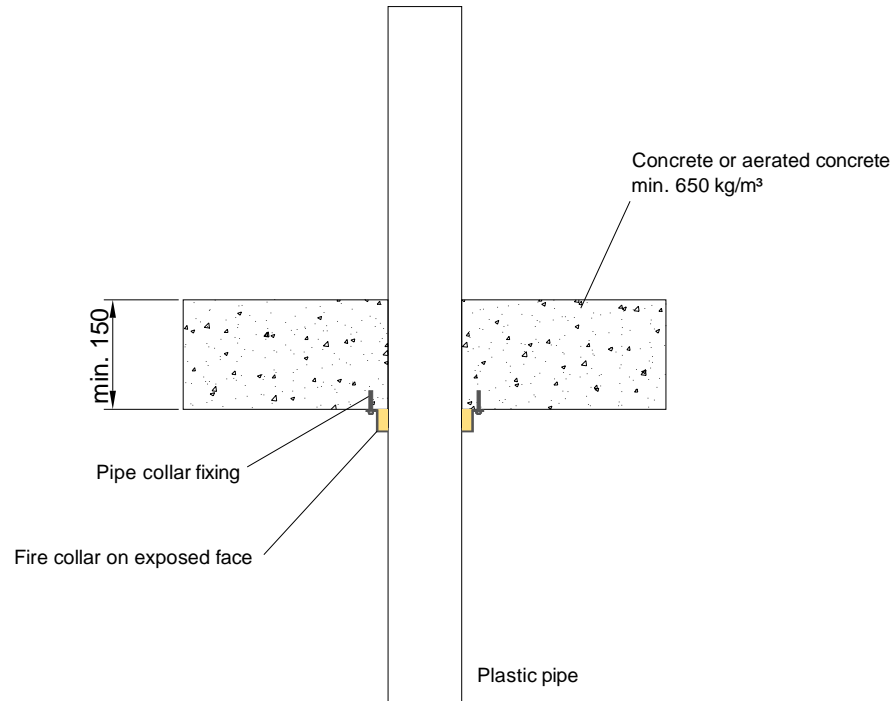
Not scaled

DETAIL MARK

FP170-PL1

Nullifire

**Nullifire
FP170-PL2**



APPROVAL:

ETA 17/0136

Tested pipe types and max. Ø of the pipes
Look at the table in this detail

Nullifire FP170-PL2
Fire class; Look at the table in this detail

Additional information ETA-approval/ Annex A.

Technical installation instructions need to be followed installing the products.

Services: PVC-U pipe

PVC-U pipe according to EN 1329-1, EN 1452-2 and EN 1453-1

U/C = (Uncapped/Capped)

Services	Collar Inlay	Fire class
PIPE Ø90 mm / 1.8 mm wall	30 x 10 mm	EI 180: U/U, C/U, U/C, C/C
PIPE Ø90 mm / 1.9-10 mm wall		EI 120: U/U, C/U, U/C, C/C
PIPE Ø110 mm / 1.8 mm wall		EI 180: U/U, C/U, U/C, C/C
PIPE Ø110 mm / 1.9-10 mm wall		EI 120: U/U, C/U, U/C, C/C

THE CONTENTS OF THE DRAWING

PVC-U pipe penetrating through a rigid floor construction with FP170 pipe collar

DESIGNER

REV

DATE

11.10.2018

SCALE

Not scaled

DETAIL MARK

FP170-PL2

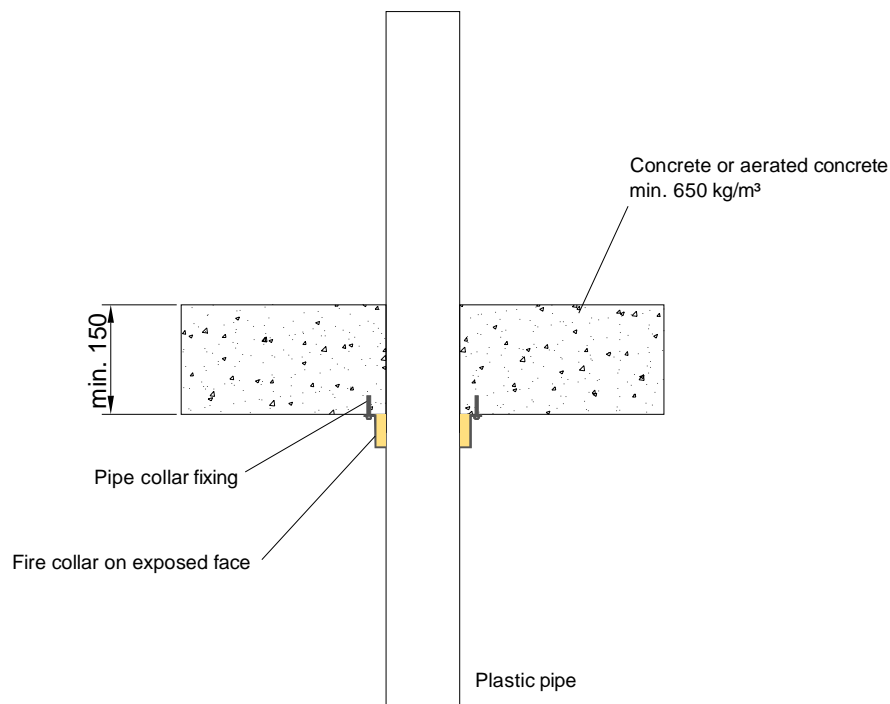
Nullifire has provided this specification on the basis of the data and information given to Nullifire by the customer, the Nullifire product information and level of technical knowledge this specification relates to is expected to provide the level of fire performance, should the proposed detail be subjected to the standardised fire resistance performance against which the judgment has been made.

- The accuracy of this specification relies on the following:
1. Only Nullifire products as defined in the specification are used.
 2. The specific products are installed by a competent person, utilising Nullifire installation manual and data sheets noting limitations.
 3. The proposed specification has been checked by the user.
 4. For Details on CE Marked Products Refer to the CE Technical Data Sheets.

SEAL OF APPROVAL MUST BE VERIFIED IF THIS DOCUMENT HAS BEEN MODIFIED

Nullifire

**Nullifire
FP170-PL3**



APPROVAL:

ETA 17/0136

Tested pipe types and max. Ø of the pipes

Look at the table in this detail

Nullifire FP170-PL3

Fire class; Look at the table in this detail

Additional information ETA-approval/ Annex A.

Technical installation instructions need to be followed installing the products.

Services: PVC-U pipe

PVC-U pipe according to EN 1329-1, EN 1452-2 and EN 1453-1

U/C = (Uncapped/Capped)

Services	Collar Inlay	Fire class
PIPE Ø125 mm / 2.5 mm wall	45 x 16 mm	EI 180: U/U, C/U, U/C, C/C
PIPE Ø125 mm / 2.6-9.5 mm wall		EI 90: U/U, C/U, U/C, C/C
PIPE Ø160 mm / 2.5 mm wall		EI 180: U/U, C/U, U/C, C/C
PIPE Ø160 mm / 2.6-9.5 mm wall		EI 90: U/U, C/U, U/C, C/C

THE CONTENTS OF THE DRAWING

PVC-U pipe penetrating through a rigid floor construction with FP170 pipe collar

DESIGNER

REV

DATE

11.10.2018

SCALE

Not scaled

DETAIL MARK

FP170-PL3

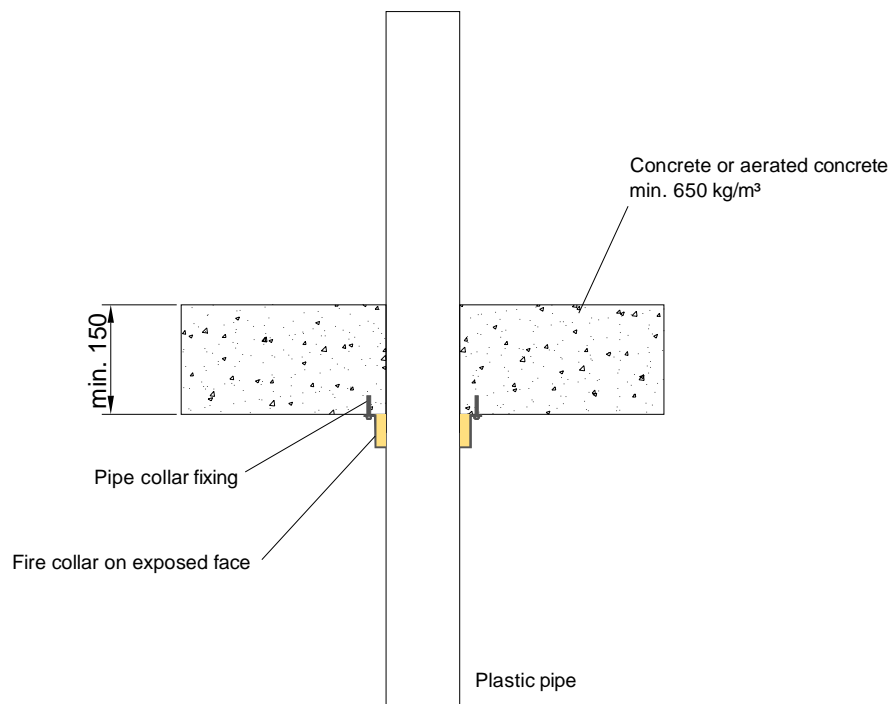
Nullifire has provided this specification on the basis of the data and information given to Nullifire by the customer, the Nullifire product information and level of technical knowledge this specification relates to is expected to provide the level of fire performance, should the proposed detail be subjected to the standardised fire resistance performance against which the judgment has been made.

- The accuracy of this specification relies on the following:
1. Only Nullifire products as defined in the specification are used.
 2. The specific products are installed by a competent person, utilising Nullifire installation manual and data sheets noting limitations.
 3. The proposed specification has been checked by the user.
 4. For Details on CE Marked Products Refer to the CE Technical Data Sheets.

SEAL OF APPROVAL MUST BE VERIFIED IF THIS DOCUMENT HAS BEEN MODIFIED

Nullifire

**Nullifire
FP170-PL4**



APPROVAL:

ETA 17/0136

Tested pipe types and max. Ø of the pipes
Look at the table in this detail

Nullifire FP170-PL4
Fire class; Look at the table in this detail

Additional information ETA-approval/ Annex A.

Technical installation instructions need to be followed installing the products.

Services: PE-, ABS- and SAN+PVC-pipe

PE pipe according to EN 1519-1, EN 12201-2 and EN 12FX FP1726-1

ABS pipe according to EN 1455-1

SAN+PVC pipe according to EN 1565-1

U/C = (Uncapped/Capped)

Services	Collar Inlay	Fire class
PIPE Ø40 mm / 3.7 mm wall	30 x 6 mm	EI 180: U/U, C/U, U/C, C/C
PIPE Ø40 mm / 3.8-11.6 mm wall		EI 120: U/U, C/U, U/C, C/C
PIPE Ø50 mm / 3.7 mm wall		EI 180: U/U, C/U, U/C, C/C
PIPE Ø50 mm / 3.8-11.6 mm wall		EI 120: U/U, C/U, U/C, C/C
PIPE Ø90 mm / 4.2 mm wall	30 x 10 mm	EI 180: U/U, C/U, U/C, C/C
PIPE Ø110 mm / 4.2 mm wall		EI 60: U/U, C/U, U/C, C/C
PIPE Ø90 mm / 4.3-10 mm wall		
PIPE Ø110 mm / 4.3-10 mm wall	45 x 16 mm	EI 120: U/U, C/U, U/C, C/C
PIPE Ø125 mm / 6.2 mm wall		
PIPE Ø160 mm / 6.2 mm wall		

THE CONTENTS OF THE DRAWING

Plastic pipes penetrating through a rigid floor construction with FP170 pipe collar

DESIGNER

REV

Nullifire has provided this specification on the basis of the data and information given to Nullifire by the customer, the Nullifire product information and level of technical knowledge this specification relates to is expected to provide the level of fire performance, should the proposed detail be subjected to the standardised fire resistance performance against which the judgment has been made.

The accuracy of this specification relies on the following:
1. Only Nullifire products as defined in the specification are used.
2. The specific products are installed by a competent person, utilising Nullifire installation manual and data sheets noting limitations.
3. The proposed specification has been checked by the user.
4. For Details on CE Marked Products Refer to the CE Technical Data Sheets.

SEAL OF APPROVAL MUST BE VERIFIED IF THIS DOCUMENT HAS BEEN MODIFIED

DATE

11.10.2018

SCALE

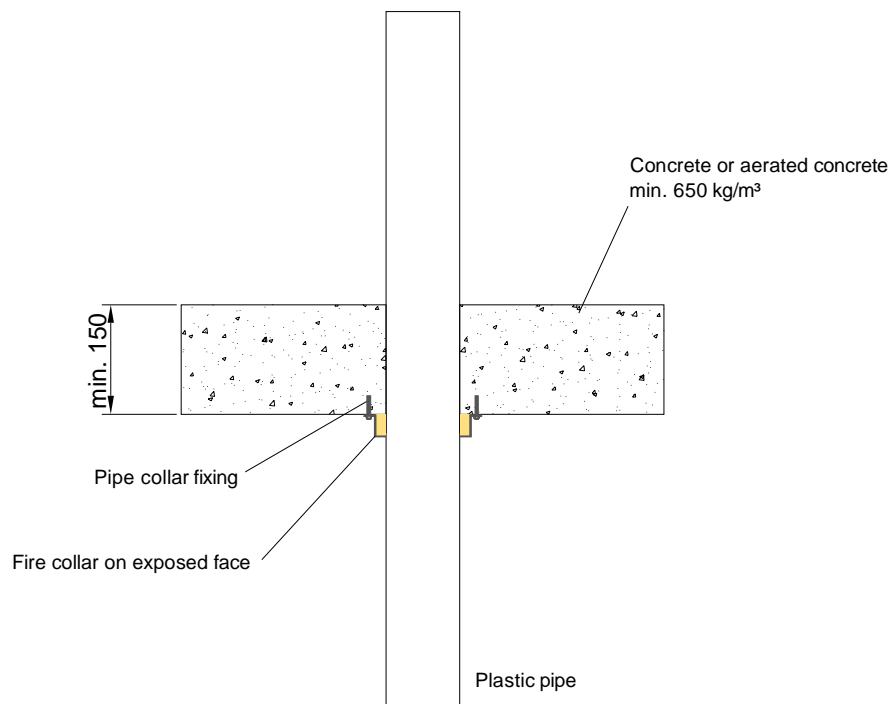
Not scaled

DETAIL MARK

FP170-PL4

Nullifire

**Nullifire
FP170-PL5**



APPROVAL:

ETA 17/0136

Tested pipe types and max. Ø of the pipes

Look at the table in this detail

Nullifire FP170-PL5

Fire class; Look at the table in this detail

Additional information ETA-approval/ Annex A.

Technical installation instructions need to be followed installing the products.

Services: BevEx Drinks Python

U/C = (Uncapped/Capped)

Services	Collar Inlay	Fire class
BevEx Drinks Python Ø80 mm	30 x 6 mm	EI240: U/U, C/U, U/C, C/C

THE CONTENTS OF THE DRAWING

BevEx Drinks Python penetrating through a rigid floor construction with FP170 pipe collar

DESIGNER

REV

DATE

11.10.2018

SCALE

Not scaled

DETAIL MARK

FP170-PL5

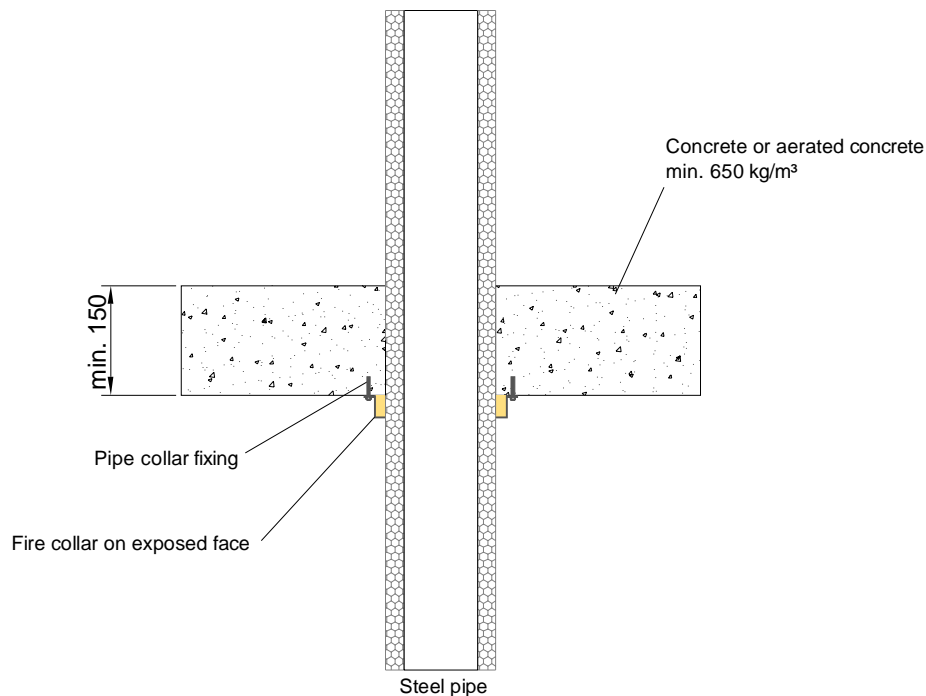
Nullifire has provided this specification on the basis of the data and information given to Nullifire by the customer, the Nullifire product information and level of technical knowledge this specification relates to is expected to provide the level of fire performance, should the proposed detail be subjected to the standardised fire resistance performance against which the judgment has been made.

- The accuracy of this specification relies on the following:
1. Only Nullifire products as defined in the specification are used.
 2. The specific products are installed by a competent person, utilising Nullifire installation manual and data sheets noting limitations.
 3. The proposed specification has been checked by the user.
 4. For Details on CE Marked Products Refer to the CE Technical Data Sheets.

SEAL OF APPROVAL MUST BE VERIFIED IF THIS DOCUMENT HAS BEEN MODIFIED

Nullifire

**Nullifire
FP170-PL6**



APPROVAL:

ETA 17/0136

Tested pipe types and max. Ø of the pipes

Look at the table in this detail

Nullifire FP170-PL6

Fire class; Look at the table in this detail

Additional information ETA-approval/ Annex A.

Technical installation instructions need to be followed installing the products.

Services: Steel pipe

Steel pipe, with Continuous Sustained K-Flex ST insulation

U/C = (Uncapped/Capped)

Services	Collar Inlay	Fire class
PIPE Ø47.6 mm / 1.5 - 14.2 mm wall 13 mm insulation	30 x 6 mm	EI120: C/C
PIPE Ø114.3 mm / 2 - 14.2 mm wall 19 mm insulation	45 x 16 mm	EI60: C/C

THE CONTENTS OF THE DRAWING

Steel pipe penetrating through a rigid floor construction with FP170 pipe collar

DESIGNER

REV

DATE

11.10.2018

SCALE

Not scaled

DETAIL MARK

FP170-PL6

Nullifire has provided this specification on the basis of the data and information given to Nullifire by the customer, the Nullifire product information and level of technical knowledge this specification relates to is expected to provide the level of fire performance, should the proposed detail be subjected to the standardised fire resistance performance against which the judgment has been made.

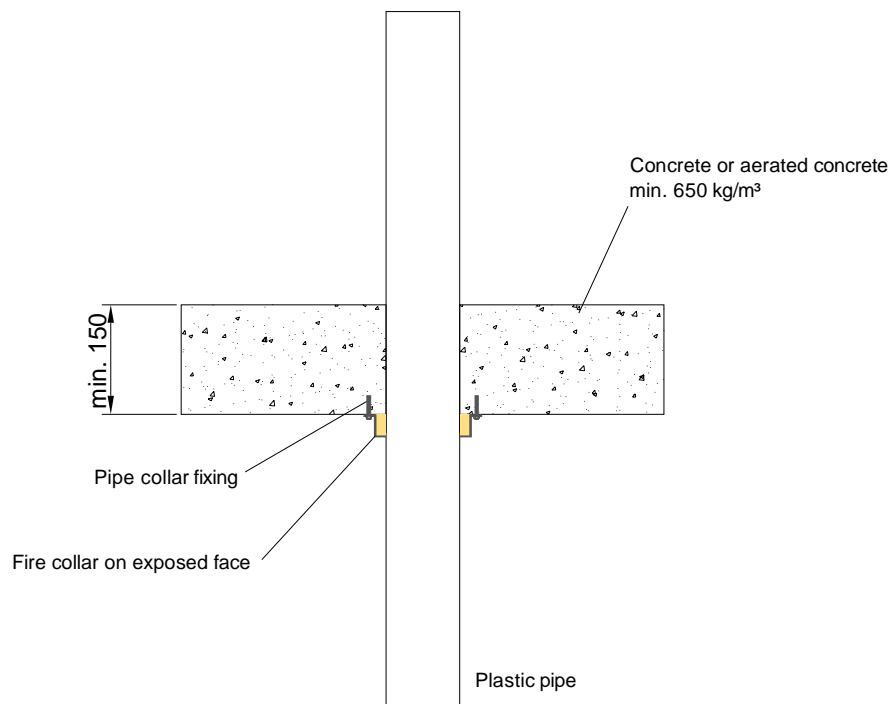
The accuracy of this specification relies on the following:

1. Only Nullifire products as defined in the specification are used.
2. The specific products are installed by a competent person, utilising Nullifire installation manual and data sheets noting limitations.
3. The proposed specification has been checked by the user.
4. For Details on CE Marked Products Refer to the CE Technical Data Sheets.

SEAL OF APPROVAL MUST BE VERIFIED IF THIS DOCUMENT HAS BEEN MODIFIED

Nullifire

**Nullifire
FP170-PL7**



APPROVAL:

ETA 17/0136

Tested pipe types and max. Ø of the pipes

Look at the table in this detail

Nullifire FP170-PL7

Fire class; Look at the table in this detail

Additional information ETA-approval/ Annex A.

Technical installation instructions need to be followed installing the products.

Services: PB -pipe

PB pipe according to EN ISO15876-2

U/C = (Uncapped/Capped)

Services	Collar Inlay	Fire class
PIPE Ø40 mm / 3.7-4.6 mm wall	30 x 6 mm	EI 240: U/U, C/U, U/C, C/C
PIPE Ø50 mm / 4.6 mm wall		
PIPE Ø75 mm / 6.8 mm wall		

THE CONTENTS OF THE DRAWING

PB -pipe penetrating through a rigid floor construction with FP170 pipe collar

DESIGNER

REV

DATE

11.10.2018

SCALE

Not scaled

DETAIL MARK

FP170-PL7

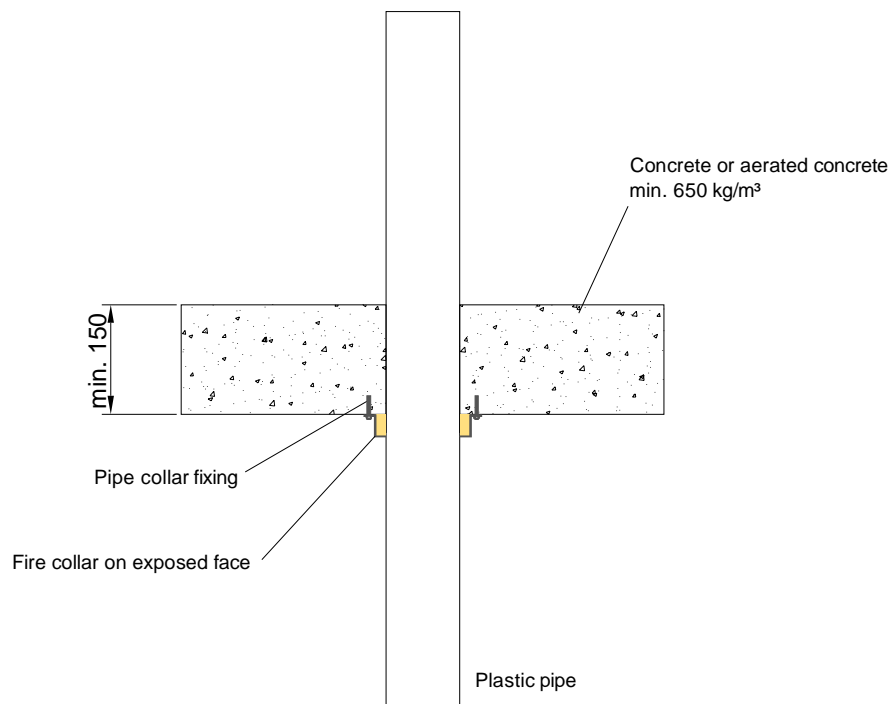
Nullifire has provided this specification on the basis of the data and information given to Nullifire by the customer, the Nullifire product information and level of technical knowledge this specification relates to is expected to provide the level of fire performance, should the proposed detail be subjected to the standardised fire resistance performance against which the judgment has been made.

- The accuracy of this specification relies on the following:
1. Only Nullifire products as defined in the specification are used.
 2. The specific products are installed by a competent person, utilising Nullifire installation manual and data sheets noting limitations.
 3. The proposed specification has been checked by the user.
 4. For Details on CE Marked Products Refer to the CE Technical Data Sheets.

SEAL OF APPROVAL MUST BE VERIFIED IF THIS DOCUMENT HAS BEEN MODIFIED

Nullifire

**Nullifire
FP170-PL8**



APPROVAL:

ETA 17/0136

Tested pipe types and max. Ø of the pipes

Look at the table in this detail

Nullifire FP170-PL8

Fire class; Look at the table in this detail

Additional information ETA-approval/ Annex A.

Technical installation instructions need to be followed installing the products.

Services: PP -pipe

PP pipe according to DIN 8077/8078, EN ISO 15494

U/C = (Uncapped/Capped)

Services	Collar Inlay	Fire class
PIPE Ø40 mm / 1.8-3.7 mm wall	30 x 6 mm	EI 240: U/U, C/U, U/C, C/C
PIPE Ø50 mm / 1.8 mm wall		EI 120: U/U, C/U, U/C, C/C
PIPE Ø50 mm / 1.8-2.8 mm wall		EI 180: U/U, C/U, U/C, C/C
PIPE Ø75 mm / 1.9 mm wall	30 x 10 mm	EI 240: U/U, C/U, U/C, C/C
PIPE Ø90 mm / 2.2-2.7 mm wall		EI 240: U/U, C/U, U/C, C/C
PIPE Ø110 mm / 2.7 mm wall		EI 240: U/U, C/U, U/C, C/C

THE CONTENTS OF THE DRAWING

PP -pipe penetrating through a rigid floor construction with FP170 pipe collar

DESIGNER

REV

DATE

11.10.2018

SCALE

Not scaled

DETAIL MARK

FP170-PL8

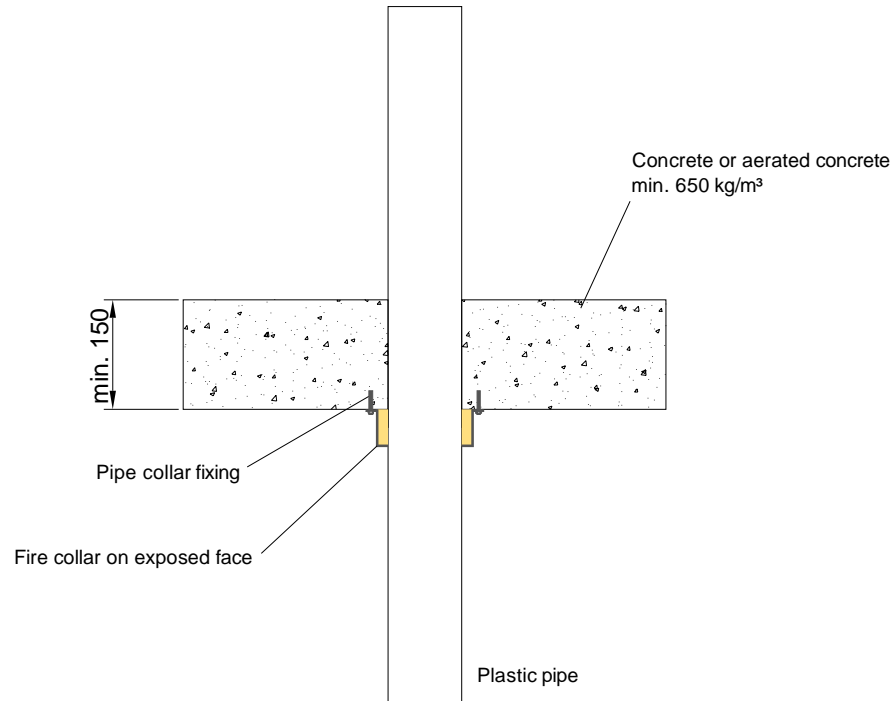
Nullifire has provided this specification on the basis of the data and information given to Nullifire by the customer, the Nullifire product information and level of technical knowledge this specification relates to is expected to provide the level of fire performance, should the proposed detail be subjected to the standardised fire resistance performance against which the judgment has been made.

- The accuracy of this specification relies on the following:
1. Only Nullifire products as defined in the specification are used.
 2. The specific products are installed by a competent person, utilising Nullifire installation manual and data sheets noting limitations.
 3. The proposed specification has been checked by the user.
 4. For Details on CE Marked Products Refer to the CE Technical Data Sheets.

SEAL OF APPROVAL MUST BE VERIFIED IF THIS DOCUMENT HAS BEEN MODIFIED

Nullifire

**Nullifire
FP170-PL9**



APPROVAL:

ETA 17/0136

Tested pipe types and max. Ø of the pipes
Look at the table in this detail

Nullifire FP170-PL9
Fire class; Look at the table in this detail

Additional information ETA-approval/ Annex A.

Technical installation instructions need to be followed installing the products.

Services: PVC-U -pipe

PVC-U pipe according to EN 1329-1, EN 1452-2 and EN 1453-1

U/C = (Uncapped/Capped)

Services	Collar Inlay	Fire class
PIPE Ø200 mm / 10.6 mm wall	60 x 26 mm	EI 60: U/U, C/U, U/C, C/C
PIPE Ø225 mm / 10.6 mm wall		
PIPE Ø250 mm / 10.6 mm wall		
PIPE Ø200 mm / 10.6 mm wall	130 x 24 mm	EI 120: U/U, C/U, U/C, C/C
PIPE Ø225 mm / 10.6 mm wall		
PIPE Ø250 mm / 10.6 mm wall		
PIPE Ø315 mm / 12.1 mm wall	130 x 32 mm	EI 60: U/U, C/U, U/C, C/C
PIPE Ø400 mm / 3.2 mm wall	130 x 40 mm	EI 240: U/C, C/C

THE CONTENTS OF THE DRAWING

Plastic pipe penetrating through a rigid floor construction with FP170 pipe collar

DESIGNER

REV

DATE

11.10.2018

SCALE

Not scaled

DETAIL MARK

FP170-PL9

Nullifire has provided this specification on the basis of the data and information given to Nullifire by the customer, the Nullifire product information and level of technical knowledge this specification relates to is expected to provide the level of fire performance, should the proposed detail be subjected to the standardised fire resistance performance against which the judgment has been made.

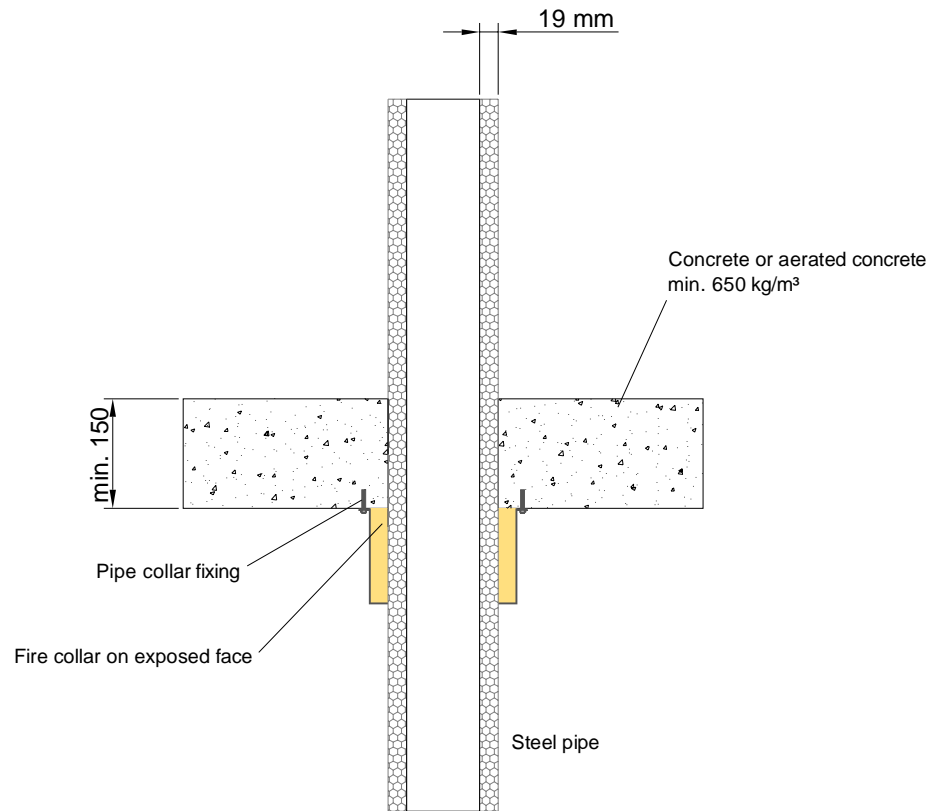
The accuracy of this specification relies on the following:

1. Only Nullifire products as defined in the specification are used.
2. The specific products are installed by a competent person, utilising Nullifire installation manual and data sheets noting limitations.
3. The proposed specification has been checked by the user.
4. For Details on CE Marked Products Refer to the CE Technical Data Sheets.

SEAL OF APPROVAL MUST BE VERIFIED IF THIS DOCUMENT HAS BEEN MODIFIED

Nullifire

**Nullifire
FP170-PL10**



APPROVAL:

ETA 17/0136

Tested pipe types and max. Ø of the pipes
Look at the table in this detail

Nullifire FP170-PL10
Fire class; Look at the table
in this detail

Additional information ETA-
approval/ Annex A.

Technical installation
instructions need to be followed
installing the products.

Services: Steel pipe

Steel pipe, with Continuous
Sustained (CS) K-Flex ST insulation

U/C = (Uncapped/Capped)

Services	Collar Inlay	Fire class
Steel pipe Ø219.1 mm / 6.4 - 14.2 mm wall 19 mm insulation	132 x 32 mm	EI120: C/C

THE CONTENTS OF THE DRAWING

Steel pipe penetrating through a rigid floor
construction with FP170 pipe collar

DESIGNER

REV

DATE

11.10.2018

SCALE

Not scaled

DETAIL MARK

FP170-PL10

Nullifire has provided this specification on the basis of the data and information given to Nullifire by the customer, the Nullifire product information and level of technical knowledge this specification relates to is expected to provide the level of fire performance, should the proposed detail be subjected to the standardised fire resistance performance against which the judgment has been made.

The accuracy of this specification relies on the following:

1. Only Nullifire products as defined in the specification are used.
2. The specific products are installed by a competent person, utilising Nullifire installation manual and data sheets noting limitations.
3. The proposed specification has been checked by the user.
4. For Details on CE Marked Products Refer to the CE Technical Data Sheets.

SEAL OF APPROVAL MUST BE VERIFIED IF THIS DOCUMENT HAS BEEN MODIFIED

Nullifire